

For Immediate Release

TOKAI Holdings Corporation

Katsuo Oguri, Representative Director, President and CEO

(Code No. 3167, TSE Prime Market)

## Financial Results for the Fiscal Year Ended March 31, 2026

TOKAI Holdings Corporation (hereinafter, "the Company") today announced its financial results for the fiscal year ended March 31, 2026.

### 1. Sales and each profit category reached record highs, with profit attributable to owners of parent exceeding 10.0 billion yen for the first time since our founding and reaching 10.7 billion yen.

Sales reached ¥244.8 billion (an increase of ¥1.4 billion, or 0.6% YoY), increased for the ninth consecutive period, reached a record high, due to an increase in the number of group customers, the expansion of the stock business for corporate clients in the Information and Communications business, despite a decrease in sales prices linked to lower energy procurement costs.

Operating profit reached ¥18.7 billion (an increase of ¥1.9 billion, or 11.0% YoY), ordinary profit reached ¥19.2 billion (an increase of ¥1.8 billion, or 10.3% YoY), and profit attributable to owners of parent reached ¥10.7 billion (an increase of ¥1.5 billion, or 16.6% YoY). Each profit category increased for the third consecutive period, reaching record highs. This growth was driven by an increase in the number of group customers, profit increases in our corporate Information and Communications business as well as our Construction, Equipment and Real Estate business, and efforts to reduce acquisition costs and control various expenses.

(Millions of yen)

	FY03/26 results (April 1, 2025 to March 31, 2026)	FY03/25 results (April 1, 2024 to March 31, 2025)	YoY	
			Change	% Change
Net sales	244,838	243,482	+1,356	+0.6%
Operating profit	18,699	16,841	+1,858	+11.0%
Ordinary profit	19,152	17,370	+1,781	+10.3%
Profit attributable to owners of parent	10,749	9,216	+1,532	+16.6%
EPS (yen)	82.53	70.55	+11.98	+17.0%

### 2. The number of ongoing transaction customers achieved the initial target, with steady expansion of the customer base.

We actively engaged in customer acquisition efforts to achieve the goals of our Medium-Term Management Plan. As a result, there was a net increase of 13,384 Gas (LP and city gas) customers, 20,983 CATV customers, 27,526 Aqua customers from the end of the previous period, totaling a net increase of 47,878 customers. Consequently, the number of ongoing transaction customers at the end of the current period reached 3,471 thousand, achieving the initial target and indicating a steady expansion of the customer base.

### 3. Dividend increase for the third consecutive period, expanding shareholder returns.

The Company's basic policy is to maintain a continuous and stable dividend payout ratio of around 40–50%, while pursuing enhanced corporate competitiveness and maximizing corporate value.

As announced on February 5, 2026, the year-end dividend will be increased by 2 yen from the initial forecast to 19 yen per share. The total annual dividend will be 36 yen per share, marking the third consecutive period of dividend increase.

(yen)

	FY2025 (Current Period)	FY2024	FY2023
Interim (end of 2Q)	17.00	17.00	16.00
Year-End	19.00	17.00	17.00
Annual dividend per share	36.00	34.00	33.00

For details, please see the attached materials, entitled " Financial Results for the Fiscal Year Ended March 31, 2026."

For the Company's earnings announcement for the fiscal year ended March 31, 2026, please see the following URL: <https://www.tokaiholdings.co.jp/english/ir/library/earnings.html>

Contact: Sotohiro Horaguchi

Public Relations and Investor Relations Department

TEL: +81-(0)54-273-4878

Email: [overseas\\_IR@tokaigroup.co.jp](mailto:overseas_IR@tokaigroup.co.jp)

Note: This document has been translated from the Japanese original for reference purposes only. In the event of any discrepancy between this translated document and the Japanese original, the original shall prevail.

## Financial Results for the Fiscal Year Ended March 31, 2026

**TOKAI Holdings Corporation**  
(Code : 3167)

**May 8, 2026**

### Highlights of Financial Results for the Fiscal Year Ended March 31, 2026

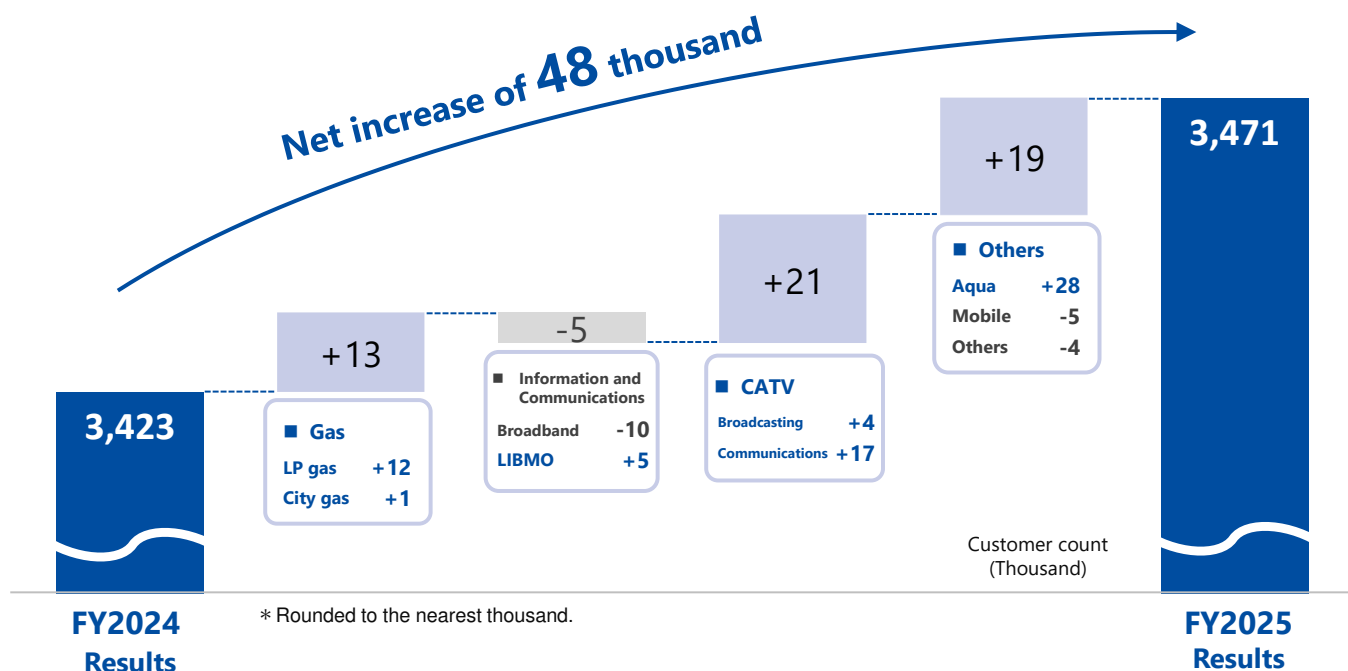
- Sales increased for the ninth consecutive period, reached a record high, due to an increase in the number of group customers, the expansion of our corporate clients in the Information and Communications business, despite a decrease in sales prices linked to lower energy procurement costs.
- Each profit category increased for the third consecutive period, reaching record highs. This growth was driven by an increase in the number of group customers, profit increases in our corporate Information and Communications business as well as our Construction, Equipment and Real Estate business, and efforts to reduce acquisition costs and control various expenses.
- Profit attributable to owners of parent exceeded 10.0 billion yen for the first time since our founding.

(Millions of yen)

	FY2025 Results	FY2024 Results	YoY	
			Change	% Change
Net sales	<b>244,838</b>	243,482	<b>+1,356</b>	<b>+0.6%</b>
Operating profit	<b>18,699</b>	16,841	<b>+1,858</b>	<b>+11.0%</b>
Ordinary profit	<b>19,152</b>	17,370	<b>+1,781</b>	<b>+10.3%</b>
Profit attributable to owners of parent	<b>10,749</b>	9,216	<b>+1,532</b>	<b>+16.6%</b>
EPS (yen)	<b>82.53</b>	70.55	<b>+11.98</b>	<b>+17.0%</b>

## Steady Expansion of the Customer Base, Achieving the Initial Target

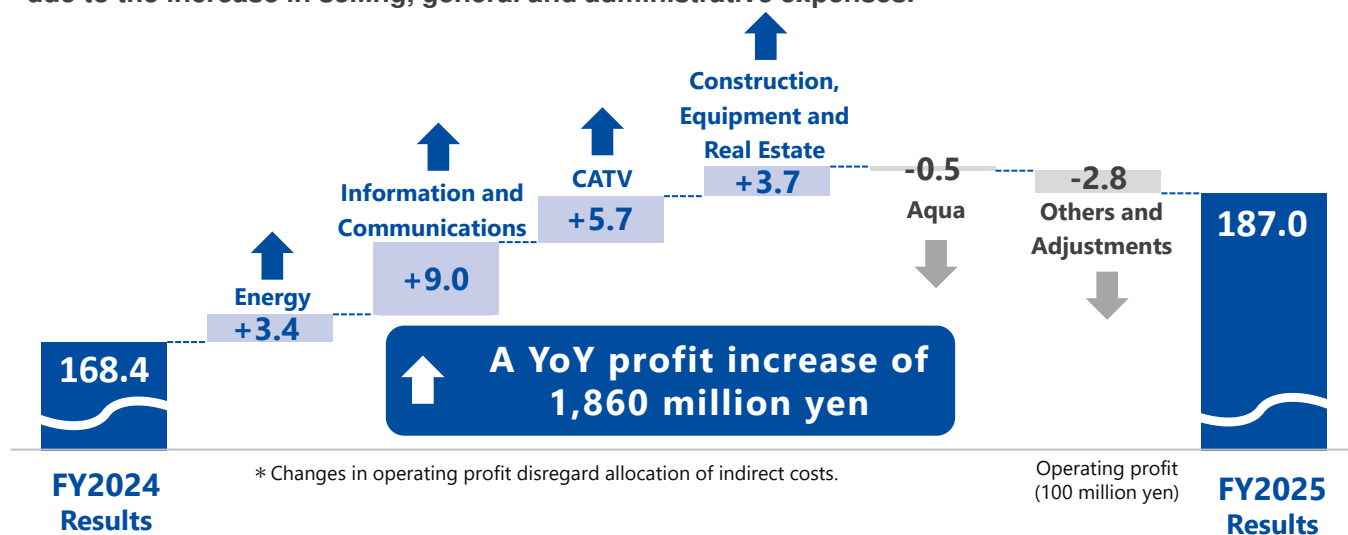
- The number of ongoing transaction customers at the end of the current period increased by 48 thousand from 3,423 thousand at the beginning of the period to 3,471 thousand, achieving the initial target.
- The customer base expanded in Gas, CATV, and Aqua businesses.



3

## Changes in Operating Profit by Segment

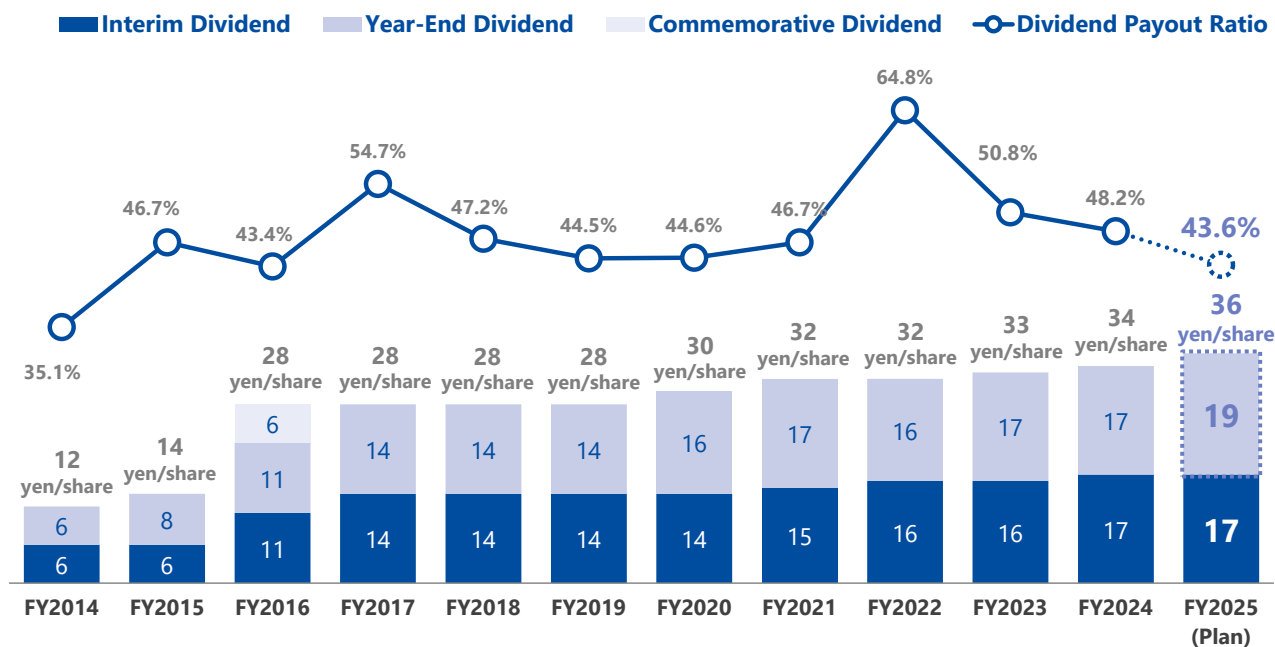
- The Energy business saw an increase in profits due to the increase in the number of customers and a review of customer acquisition costs.
- The Information and communications business saw an increase in profits due to the steady progress of cloud services and reductions in selling, general and administrative expenses.
- The CATV business saw an increase in profits due to the rise in the number of customers.
- The Construction, Equipment and Real Estate business saw an increase in profits due to the steady order intake in both the equipment construction and real estate sales businesses.
- While the Aqua business saw steady progress in customer acquisition, it saw a decrease in profits due to the increase in selling, general and administrative expenses.



4

# Dividend Increase for the Third Consecutive Period, Expanding Shareholder Returns

- As announced on February 5, 2026, the year-end dividend will be increased by 2 yen from the initial forecast to 19 yen per share.
- The total annual dividend will be 36 yen per share, marking the third consecutive period of dividend increase.
- The dividend payout ratio is expected to remain at a high level.



## Appendix

- (1) Consolidated results
- (2) Sales by segment
- (3) Operating profit by segment
- (4) Consolidated financial indicators
- (5) Consolidated cash flows
- (6) Group customer count

## (1) Consolidated results

(Millions of yen)

	FY2021 Results	FY2022 Results	FY2023 Results	FY2024 Results	FY2025 Results
<b>Net sales</b>	210,691	230,190	231,513	243,482	<b>244,838</b>
<b>Operating profit</b>	15,794	14,919	15,511	16,841	<b>18,699</b>
<b>Ordinary profit</b>	15,907	13,289	15,531	17,370	<b>19,152</b>
<b>Profit attributable to owners of parent</b>	8,969	6,465	8,481	9,216	<b>10,749</b>
<b>EPS (yen)</b>	68.49	49.41	64.94	70.55	<b>82.53</b>

7

## (2) Sales by segment

(Millions of yen)

	FY2021 Results	FY2022 Results	FY2023 Results	FY2024 Results	FY2025 Results
<b>Energy</b>	86,770	102,528	100,974	105,871	<b>102,937</b>
<b>Information and Communications</b>	51,398	53,945	56,669	59,049	<b>61,823</b>
For individuals			24,226	23,425	22,767
For corporations			32,442	35,623	39,055
<b>CATV</b>	32,572	34,500	35,761	36,488	<b>37,389</b>
<b>Construction, Equipment and Real Estate</b>	27,780	26,809	25,038	26,863	<b>26,724</b>
<b>Aqua</b>	7,629	7,529	7,743	9,764	<b>10,087</b>
<b>Others</b>	4,540	4,876	5,325	5,444	<b>5,876</b>
<b>Total</b>	<b>210,691</b>	<b>230,190</b>	<b>231,513</b>	<b>243,482</b>	<b>244,838</b>

\* For information and communications, starting from FY2023, figures for individuals and corporations are displayed.

8

### ( 3 ) Operating profit by segment

(Millions of yen)

	FY2021 Results	FY2022 Results	FY2023 Results	FY2024 Results	FY2025 Results
<b>Energy</b>	8,933	7,384	8,399	10,228	10,571
<b>Information and Communications</b>	4,721	5,270	5,645	4,961	5,860
For individuals			778	765	984
For corporations			4,867	4,196	4,876
<b>CATV</b>	5,852	6,184	6,200	6,219	6,793
<b>Construction, Equipment and Real Estate</b>	2,480	2,043	1,900	2,199	2,566
<b>Aqua</b>	325	533	647	834	785
<b>Others and Adjustments</b>	-6,518	-6,497	-7,283	-7,600	-7,878
<b>Total</b>	<b>15,794</b>	<b>14,919</b>	<b>15,511</b>	<b>16,841</b>	<b>18,699</b>

\* The figures are based on a pre-allocation of indirect costs.

\* For information and communications, starting from FY2023, figures for individuals and corporations are displayed.

9

### ( 4 ) Consolidated financial indicators

(Millions of yen)

	FY2021 Results	FY2022 Results	FY2023 Results	FY2024 Results	FY2025 Results
<b>Total assets</b>	184,473	193,339	205,301	211,114	219,586
<b>Total liabilities</b>	105,527	111,034	114,000	115,259	115,123
<b>Total net assets</b>	78,946	82,304	91,300	95,855	104,462
<b>Balance of interest-bearing debt</b>	44,148	46,608	46,295	46,121	47,848
<b>Equity ratio</b>	41.9 %	41.5 %	43.4 %	44.3 %	46.4 %

10

## (5) Consolidated cash flows

(Millions of yen)

	FY2021 Results	FY2022 Results	FY2023 Results	FY2024 Results	FY2025 Results
Cash flows from operating activities	20,808	21,193	30,066	25,769	<b>27,215</b>
Cash flows from investing activities	-14,592	-14,152	-18,831	-15,385	<b>-16,883</b>
Free cash flow	6,216	7,040	11,234	10,383	<b>10,331</b>
Cash flows from financing activities	-6,905	-7,459	-9,669	-10,534	<b>-10,591</b>

11

## (6) Group customer count

(Thousand)

	FY2021 Results	FY2022 Results	FY2023 Results	FY2024 Results	FY2025 Results	
Energy	785	821	853	880	894	
Information and Communications	Broadband	654	665	668	674	664
	LIBMO	55	71	80	79	83
	<b>Subtotal</b>	<b>709</b>	<b>736</b>	<b>748</b>	<b>752</b>	<b>747</b>
CATV	1,231	1,287	1,313	1,335	1,356	
Aqua	165	165	167	191	219	
Mobile	191	179	170	162	157	
Others	113	112	107	102	99	
<b>Total</b>	<b>3,194</b>	<b>3,299</b>	<b>3,358</b>	<b>3,423</b>	<b>3,471</b>	

\* Rounded to the nearest thousand.

\* "Others" includes the number of security and broadband option services.

12

The performance forecasts and forward-looking statements in these materials are based on information currently available to the company, and include potential risks and uncertainties. Please be aware that due to changes in a variety of factors, actual results may differ materially from the projections and other forward-looking statements in these materials.

The amounts are truncated below one million yen, and all other amounts are rounded to the nearest value.

Please contact us with any questions regarding these materials.

Public / Investor Relations Department  
TOKAI Holdings Corporation  
2-6-8 Tokiwacho, Aoi Ward, Shizuoka City, Shizuoka Prefecture  
Phone: +81- (0)54-273-4878  
<https://www.tokaiholdings.co.jp/english/>  
e-mail : overseas\_IR@tokaigroup.co.jp

暮らしに社会にもっと笑顔を。  
More smiles for a better life

